

# Welcome to Schimelpfenig!

We are so glad to have you this year! I know starting at a new school can be challenging and overwhelming. Hopefully, this will help lessen the confusion. Below is a list of what is included in this packet for your reference.

1. Important People to Know
2. Important Dates to Know
3. 7th Grade Supply List
4. Supply Set Up
5. Parent Communication Sheet with all Teacher's Information
6. School Map
7. 22-23 Bell Schedule
8. PISD Parent Portal Information
9. Grades
  - a. Setting Up Parent Gradebook Notifications
  - b. PISD Mobile App Notifications
  - c. What Does My Grade Mean?
  - d. Corrections and Retake Policies
10. Office Hours
11. Homework
12. Passing Period
13. Arrival and Dismissal
14. Bus Information
15. Personal Technology
16. School Issued Chromebook
17. Lunch
18. Dress Code
19. Clubs
20. Panther Pride Time
21. Student ID Badges
22. PTA

Make sure to sign up for the Schimelpfenig E-News to stay caught up on everything that is going on at Schim. To sign up for the Schimelpfenig E-News go to Parent Portal and follow the prompts.

Also, make sure to join our amazing PTA. To join go to [www.smspta.org](http://www.smspta.org) and follow the prompts. If you want to volunteer on campus, you can sign up at [www.plano.voly.org](http://www.plano.voly.org).

# Important People to Know

Matt Mitchell, Assistant Principal - [matt.mitchell@pisd.edu](mailto:matt.mitchell@pisd.edu); 469-752-6410

Shealine Burks, 6th Grade Counselor - [shealine.burks@pisd.edu](mailto:shealine.burks@pisd.edu) ; 469-752-6418

If you have any questions regarding your child's social/emotional wellbeing, mental health, scheduling concerns, friendships, or problem-solving skills, please contact Ms. Burks.

Kayla Allen, 7th Grade Team Leader - [kayla.allen@pisd.edu](mailto:kayla.allen@pisd.edu) ; 469-752-6

Brittney Morgan, School Nurse - [brittney.morgan@pisd.edu](mailto:brittney.morgan@pisd.edu); 469-752-6409

If your student needs to take medication during the day or keep emergency medication such as Epi-pens or rescue inhalers on campus, please contact Nurse Morgan.

Ashlee Glasco, Campus Technology Assistant - [ashlee.glasco@pisd.edu](mailto:ashlee.glasco@pisd.edu); 469-752-6

Ms. Glasco will supply you with a Chromebook and charger for your use during your time at Schim. Students may take this home with them and they will bring it to school, fully charged every day. Please do not decorate it with stickers. Any concerns regarding Chromebooks should be reported to your student's teacher. Please do not contact Ms. Glasco directly.

Farah Ali, Attendance - [farah.ali@pisd.edu](mailto:farah.ali@pisd.edu); 469-752-6407

Any doctor notes, sick notes, etc need to be given to Mrs. Ali or you can email them to her.

Sammie Buchanan, Campus Secretary - [sammie.buchanan@pisd.edu](mailto:sammie.buchanan@pisd.edu); 469-752-6402

Mrs. B is a great resource for any general questions you may have about Schim.

Debbie Collins, Registrar - [debbie.collins@pisd.edu](mailto:debbie.collins@pisd.edu); 469-752-6415

If you have any questions regarding enrollment, please contact Mrs. Collins.

Becky Mediaceja, Academic Specialist - [rebecca.mediaceja@pisd.edu](mailto:rebecca.mediaceja@pisd.edu); 469-752-6546

Mrs. Mediaceja supports the 504 students.

Kristin McFeely, Special Education Department Head - [kristin.mcfeely@pisd.edu](mailto:kristin.mcfeely@pisd.edu);  
469-752-6464

# Important Dates to Know

## School Year

**August 10:** First Day of School

**September 2 and 5:** Student Holiday

**October 7:** End of the 1st Nine Weeks (Grades are Due)

**October 10 - 11:** Student Holiday

**November 21 - 25:** Thanksgiving Break

**December 16:** Last Day of first Semester; End of the 2nd Nine Weeks (Grades are Due)

**December 19 - January 3:** Winter Break

**January 4:** Start of Second Semester

**January 16:** Student Holiday

**February 20:** Student Holiday

**March 3:** End of the 3rd Nine Weeks (Grades are Due)

**March 6 - 13:** Spring Break

**April 6 - 10:** Student Holiday

**April 24:** Student Holiday

**May 26:** Last Day of School (Early Release); End of the 4th Nine Weeks (Grades are Due)

## MAP Testing

**August 22 - 29:** Fall MAP Testing

**December 12 - 15:** Winter MAP Testing

**May 18 - 25:** Spring MAP Testing

## STAAR Testing

**April 20:** STAAR Reading 6, 7, 8

**April 26:** STAAR Social Studies 8

**April 27:** STAAR Science 8

**May 9:** STAAR Math 6, 7, 8; Algebra 1 EOC

*It is very important that your student is in attendance on the testing dates above.*

### Important Dates

- Jul 28–Aug 2 ..... New Teacher Professional Learning
- Aug 3-9 ..... Staff Work Days\*
- Aug 10 ..... First Day of School
- Sep 2 ..... Staff Work Day/Student Holiday\*
- Sep 5 ..... Labor Day Holiday
- Oct 10 ..... Student/Teacher Holiday
- Oct 11 ..... Staff Work Day/Student Holiday\*
- Nov 21–25 ..... Thanksgiving Break
- Dec 16 ..... Student Early Release
- Dec 19–Jan 2 ..... Winter Break
- Jan 3 ..... Staff Work Day/Student Holiday\*
- Jan 4 ..... 2<sup>nd</sup> Semester Begins
- Jan 16 ..... MLK Day/Holiday
- Feb 20 ..... Student/Teacher Holiday
- Mar 6–10 ..... Spring Break
- Mar 13 ..... Staff Work Day/Student Holiday\*
- Apr 6-7 ..... Student/Teacher Holiday
- Apr 10 ..... Student/Teacher Holiday
- Apr 24 ..... Staff Work Day/Student Holiday\*
- May 26 ..... Student Early Release/Last Day of School

\*May include professional learning, parent conference, extended planning or individual work time.

### Key

- First and Last Days of School
- Staff Day/Student Holiday\*
- Student/Teacher Holiday
- New Teachers Only
- Student Early Release
- Professional Learning Trade Day
- Start | End of Grading Period
- Inclement Weather Days  
April 6 & April 10

JULY   JULIO 2022						
S	M	T	W	T	F	S
					1	2
3	4	5	6	7	8	9
10♦	11	12	13	14	15	16
17	18	19	20	21	22	23
24/31	25	26	27	28	29	30

AUGUST   AGOSTO 2022						
S	M	T	W	T	F	S
	1	2	3	4	5	6
7	8	9	10	11	12	13
14	15	16	17	18	19	20
21	22	23	24	25	26	27
28	29	30	31			

SEPTEMBER   SEPTIEMBRE 2022						
S	M	T	W	T	F	S
				1	2	3
4	5	6	7	8	9	10
11	12	13	14	15	16	17
18	19	20	21	22	23	24
25	26♦	27♦	28	29	30	

OCTOBER   OCTUBRE 2022						
S	M	T	W	T	F	S
						1
2	3	4	5♦	6	7	8
9	10	11	12	13	14	15
16	17	18	19	20	21	22
23/30	24/31	25	26	27	28	29

NOVEMBER   NOVIEMBRE 2022						
S	M	T	W	T	F	S
		1	2	3	4	5
6	7	8	9	10	11	12
13	14	15	16	17	18	19
20	21	22	23	24	25	26
27	28	29	30			

DECEMBER   DICIEMBRE 2022						
S	M	T	W	T	F	S
				1	2	3
4	5	6	7	8	9	10
11	12	13	14	15	16	17
18	19	20	21	22	23	24
25♦	26	27	28	29	30	31

♦ Faith Acknowledgements

175 Instructional Days	
First Semester	Second Semester
Aug. 10 - Oct. 7 (41)	Jan. 4 - Mar. 3 (41)
Oct. 12 - Dec. 16 (43)	Mar. 14 - May 26 (50)

**STAY INFORMED**

@PlanoISD

@plano\_schools

www.pisd.edu

JANUARY   ENERO 2023						
S	M	T	W	T	F	S
1	2	3	4	5	6	7
8	9	10	11	12	13	14
15	16	17	18	19	20	21
22	23	24	25	26	27	28
29	30	31				

FEBRUARY   FEBRERO 2023						
S	M	T	W	T	F	S
			1	2	3	4
5	6	7	8	9	10	11
12	13	14	15	16	17	18
19	20	21	22	23	24	25
26	27	28				

MARCH   MARZO 2023						
S	M	T	W	T	F	S
			1	2	3	4
5	6	7	8	9	10	11
12	13	14	15	16	17	18
19	20	21	22	23	24	25
26	27	28	29	30	31	

APRIL   ABRIL 2023						
S	M	T	W	T	F	S
						1
2	3	4	5	6	7	8
9♦	10	11	12	13	14	15
16	17	18	19	20	21	22♦
23/30	24	25	26	27	28	29

MAY   MAYO 2023						
S	M	T	W	T	F	S
	1	2	3	4	5	6
7	8	9	10	11	12	13
14	15	16	17	18	19	20
21	22	23	24	25	26	27
28	29	30	31			

JUNE   JUNIO 2023						
S	M	T	W	T	F	S
				1	2	3
4	5	6	7	8	9	10
11	12	13	14	15	16	17
18	19	20	21	22	23	24
25	26	27	28	29♦	30	

# 7th Grade Supply List

*If you bought a PTA supply pack, they will communicate with you on when to pick it up. Bulk supplies are included in the PTA supply pack.*

## 22-23 Supply List for All 7th Graders

- Pencil Bag
- Pencils, Pens, Highlighters, Erasers
- Colored Pencils
- Index Cards for English
- 1.5" Binder for Science
- Set of 5 Divider Tabs with pockets for Science Binder
- 1 Subject, College Ruled, Spiral Notebook for English (Red if possible)
- 1 Subject, College Ruled, Spiral Notebook for Math (Blue if possible)
- Blue (if possible) Plastic Folder with Pockets and Brads for Math
- Yellow (if possible) Plastic Folder with Pockets and Brads for History

## Additional Supply for Honors Science Students

- Composition Notebook
- Folder with Pockets and Brads
- Set of 8 Divider Tabs

## Additional Supply for AVID Students

- 1.5" Binder
- Set of 8 Divider Tabs

## Bulk Supplies for All Students

*Bulk Supply items can be delivered to the front office or sent with your student on the first day of school.*

- 3 Large Glue Sticks
- 24 Pencils
- 1 Package of Highlighters
- 3 Boxes of Tissues
- 1 Package of Wide Ruled Filler Paper
- 1 Bottle of Hand Sanitizer

## PE Clothes

- You will need black shorts, a white t-shirt, and tennis shoes.
- There will be a chance to order PE clothes from the athletic department.
- You will be provided a PE locker to store your clothing in.
- You will be expected to change out for PE, but not on the first few days.
- Showers are optional.

# Supply Set Up

## Pencil Pouch

- A pencil pouch of some sort will be needed to hold any pencils, pens, highlighters, glue, scissors, etc.

## 1.5 inch, 3-Ring Binder, with 5 Pocket Dividers

- This will be used for Science.
- Inside the binder should be 5 pocket dividers labeled the following:
  - o
  - o
  - o
  - o
  - o

## 1 Subject, College Ruled, Spiral Notebook (red if possible)

- This will be used for English. You can label it with your first and last name.
- It can be any color, but red if possible.
- This spiral will stay in the classroom every day.

## 1 Subject, College Ruled, Spiral Notebook & Plastic Folder with Pockets and Brads (blue if possible)

- This will be used for Math. You can label it with your first and last name.
- It can be any color, but blue if possible.
- This will stay in the classroom every day.

## 1 Plastic Folder with Pockets and Brads (yellow if possible)

- This will be used for Social Studies. You can label it with your first and last name.
- This will stay in the classroom every day.

## What Should Be in My Backpack?

- Science Binder
- Pencil Pouch
- Chromebook and Charger
- Library Book

# 7th Grade Parent Communication Sheet

<b>Math</b>	<b>Mrs. Taylor</b> - Math 7 <a href="mailto:melanie.taylor2@pisd.edu">melanie.taylor2@pisd.edu</a>	<b>Martha Teague</b> - Math 7, Math 7H <a href="mailto:martha.teague@pisd.edu">martha.teague@pisd.edu</a>
	<b>Ms. May</b> - Math Rocks 7 <a href="mailto:may.ko@pisd.edu">may.ko@pisd.edu</a>	<b>Mrs. Rael</b> - Math 7H <a href="mailto:ashley.rael@pisd.edu">ashley.rael@pisd.edu</a>
	<b>Ms. Anet</b> - Applied Math 7 <a href="mailto:azam.anet@pisd.edu">azam.anet@pisd.edu</a>	
<b>History</b>	<b>Ms. Terranova</b> - History 7, Pace 7, English 7H <a href="mailto:morgan.terranova@pisd.edu">morgan.terranova@pisd.edu</a>	<b>Coach Hickman</b> - History 7, Boys Athletics <a href="mailto:collin.hickman@pisd.edu">collin.hickman@pisd.edu</a>
<b>Science</b>	<b>Mrs. McCool(Kramer)</b> - Science 7, Science 7H <a href="mailto:samantha.kramer@pisd.edu">samantha.kramer@pisd.edu</a>	<b>Mrs. Bottin</b> - Science 7 <a href="mailto:rebecca.bottin@pisd.edu">rebecca.bottin@pisd.edu</a>
	<b>Mrs. Cross</b> - Science 7H <a href="mailto:clarice.cross@pisd.edu">clarice.cross@pisd.edu</a>	
<b>English</b>	<b>Mrs. Allen</b> - English 7H 7th Grade Team Lead <a href="mailto:kayla.allen@pisd.edu">kayla.allen@pisd.edu</a>	<b>Ms. Freeman</b> - English 7, English 7H <a href="mailto:jeannie.freeman@pisd.edu">jeannie.freeman@pisd.edu</a>
	<b>Mrs. Blatz</b> - English 7 ESL Department Head <a href="mailto:anoushe.blatz@pisd.edu">anoushe.blatz@pisd.edu</a>	<b>Mr. Hawkins</b> - Applied English 7 <a href="mailto:kris.hawkins@pisd.edu">kris.hawkins@pisd.edu</a>
	<b>Ms. Zaman</b> - Power Reading 7 <a href="mailto:ting.zaman@pisd.edu">ting.zaman@pisd.edu</a>	<b>Ms. Terranova</b> - English 7H, History 7, Pace 7, <a href="mailto:morgan.terranova@pisd.edu">morgan.terranova@pisd.edu</a>
<b>Electives</b>	<b>Mr. Altom</b> - Band <a href="mailto:ben.altom@pisd.edu">ben.altom@pisd.edu</a> <a href="http://www.smsband.org">www.smsband.org</a>	<b>Mr. Scott</b> - Band <a href="mailto:michael.scott@pisd.edu">michael.scott@pisd.edu</a> <a href="http://www.smsband.org">www.smsband.org</a>
	<b>Ms. Guffey</b> - Orchestra <a href="mailto:jennifer.guffey@pisd.edu">jennifer.guffey@pisd.edu</a>	<b>Ms. Aeschbacher</b> - Orchestra <a href="mailto:christine.aeschbacher@pisd.edu">christine.aeschbacher@pisd.edu</a>
	<b>Ms. Knebel</b> - Choir <a href="mailto:lauren.knebel@pisd.edu">lauren.knebel@pisd.edu</a>	<b>Ms. Evans</b> - Take Flight <a href="mailto:lesli.evans@pisd.edu">lesli.evans@pisd.edu</a>
	<b>Mrs. Wallace</b> - Theater/Speech <a href="mailto:monique.arabie@pisd.edu">monique.arabie@pisd.edu</a>	<b>Mrs. Cano</b> - Spanish 7 <a href="mailto:maria.cano@pisd.edu">maria.cano@pisd.edu</a>
	<b>Ms. Vigil</b> - French 7&8 <a href="mailto:bianca.vigil@pisd.edu">bianca.vigil@pisd.edu</a>	<b>Ms. R</b> - Spanish 8 <a href="mailto:claudia.romanczukie@pisd.edu">claudia.romanczukie@pisd.edu</a>
	<b>Mrs. M Parker</b> - Skills for Living <a href="mailto:mercedes.parker@pisd.edu">mercedes.parker@pisd.edu</a>	<b>Mr. Mutke</b> - Computer Technology <a href="mailto:chris.mutke@pisd.edu">chris.mutke@pisd.edu</a>
	<b>Brett Randall</b> - AVID 7 <a href="mailto:brett.randall@pisd.edu">brett.randall@pisd.edu</a>	<b>Mr. Grundler</b> - Art <a href="mailto:matthew.grundler@pisd.edu">matthew.grundler@pisd.edu</a>

<b>PE</b>	<b>Coach Zhang</b> - PE <a href="mailto:kristin.zhang@pisd.edu">kristin.zhang@pisd.edu</a>	<b>Coach Drogosch</b> - Pre-Athletics <a href="mailto:zach.drogosch@pisd.edu">zach.drogosch@pisd.edu</a>
	<b>Coach Schumacher</b> - Pre-Athletics <a href="mailto:kelly.schumacher@pisd.edu">kelly.schumacher@pisd.edu</a>	<b>Coach Johnson</b> - PE & Health <a href="mailto:jon.johnson@pisd.edu">jon.johnson@pisd.edu</a>



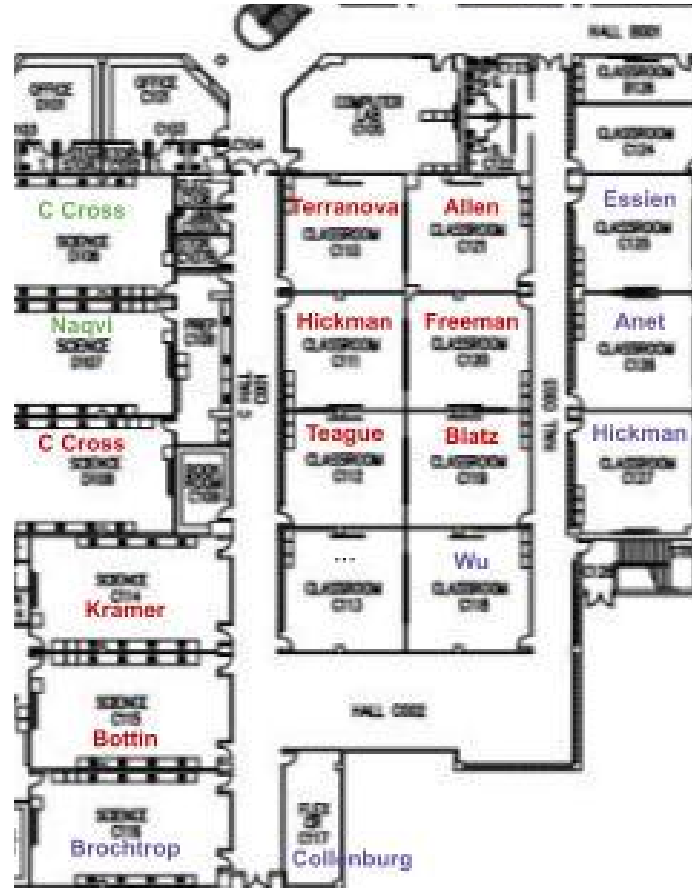




Schimelpfenig Middle School - Second Floor



# School Map - 7th Grade "U"



# Schimelpfenig Middle School

## 22 – 23 Bell Schedule

**1<sup>st</sup> Period**

8:25 – 9:13 (48 mins)

**2<sup>nd</sup> Period**

Pledges | Announcements

9:16 – 10:05 (49 mins)

**3<sup>rd</sup> Period**

10:08 – 10:57 (49 mins)

**A Lunch - 6th Grade**

*Determined by 4th Period*

11:00 – 11:30 (30 mins)

**4<sup>th</sup> Period**

11:00 – 11:49 (49 mins)

**4<sup>th</sup> Period**

11:00 – 11:49 (49 mins)

**4<sup>th</sup> Period**

11:33 – 12:22 (49 mins)

**B Lunch**

*Determined by 5th Period*

11:52 – 12:22 (30 mins)

**5<sup>th</sup> Period**

11:52 – 12:41 (49 mins)

**5<sup>th</sup> Period**

12:25 – 1:14 (49 mins)

**5<sup>th</sup> Period**

12:25 – 1:14 (49 mins)

**C Lunch**

*Determined by 5th Period*

12:44 – 1:14 (30 mins)

**6<sup>th</sup> Period**

Panther Pride Time (PPT)

1:17 – 1:47 (30 mins)

**7<sup>th</sup> Period**

1:50 – 2:39 (49 mins)

**8<sup>th</sup> Period**

2:42 – 3:30 (48 mins)

# PISD Parent Portal

<https://www.pisd.edu/parentportalhelp>

Parents with registered Parent Portal accounts can log in and access:

- Grades
- Student Registration
- PASAR Registration & Payments
- Emergency Card
- STAAR & Performance Data
- Immunization

and other information about their students.

For grades, click the Parent Viewer button on the portal dashboard.

## How do I Register for Parent Portal?

1. Access Parent Portal at <https://parentportal.pisd.edu>
2. Click the Create New Registration link located under the Login button.
3. Complete the new New Parent Registration Form. \*Information must match EXACTLY the information provided to the campus at the time of enrollment or changes thereafter. All names must be proper given names.
  - Complete the About Your Student Section:
    - Student First Name & Student Last Name
    - Student's School
    - Student ID Number (Contact the student's campus if you do not have this number)
    - Student's Birth Date
    - Student's Grade Level
  - Complete the About You Section (Parent/Legal Guardian)
    - Your Name
    - Your email address (make sure you have access to this email to verify your account)
4. You will receive an email at the email address provided.

## Parent/Teacher Communication

- Through email
- Through messaging system (Remind, Talking Points, etc.)

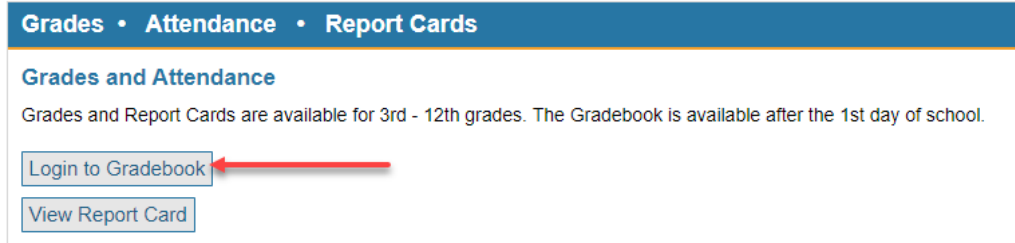
## Google Classroom Guardian

- Parents are not allowed to be a member of a google classroom

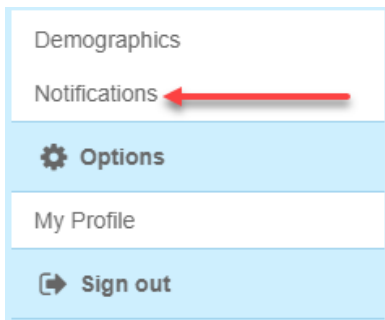
# Grades

## Setting Up Parent Gradebook Notifications

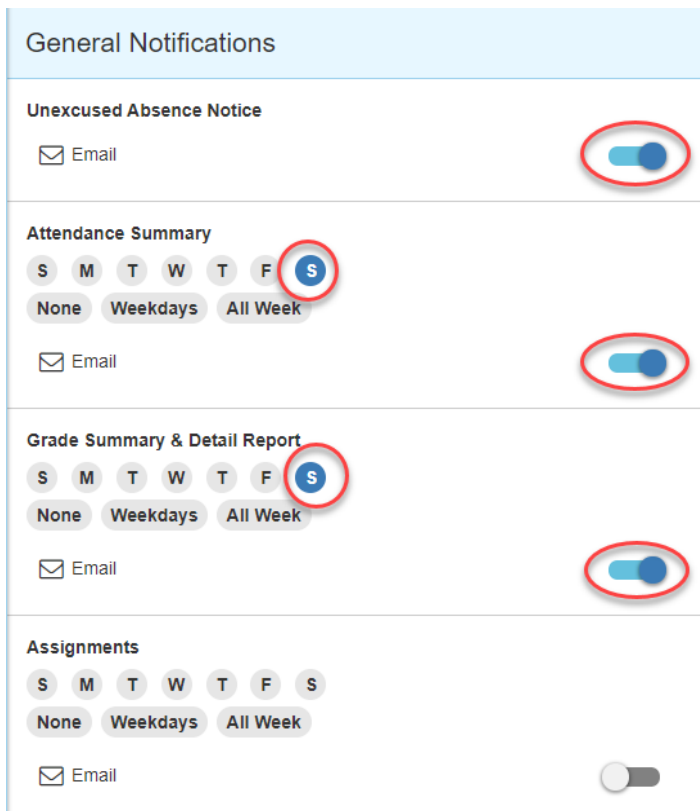
1. Login to Parent Portal (<https://parentportal.pisd.edu>)
2. Click the Login to Gradebook button.



3. Click the Notifications button on the left navigation menu.



4. Use the toggle switches to activate the desired notification and then select the day of the week you would like to receive the notification.



5. Scroll to the bottom of the page and click Save.

# PISD Mobile App Notifications

The following instructions are for parents and students that have downloaded and logged into the PISD Mobile App. If you need help with this step, please visit <https://www.pisd.edu/mobileapp>.

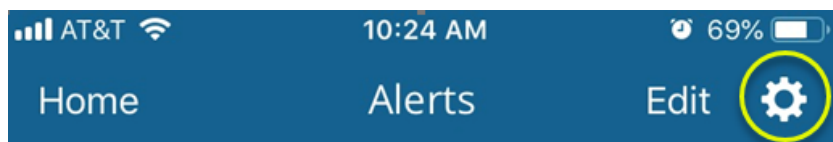
1. Open the PISD Mobile App on your cell phone.



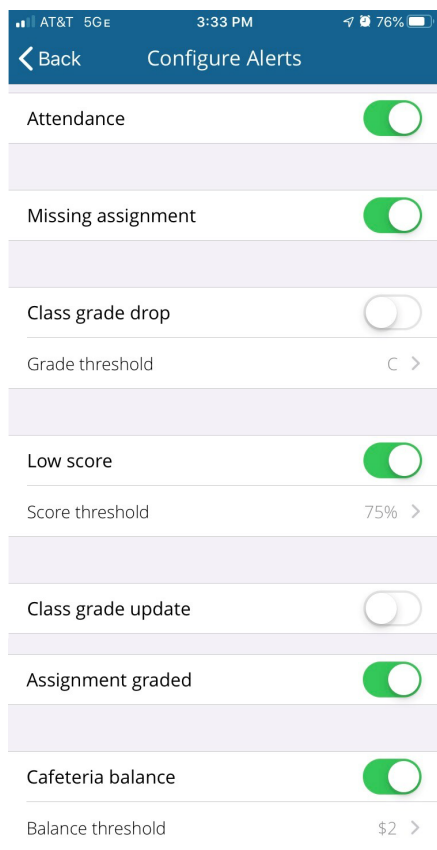
2. Confirm that you are logged in and can view your student(s).
3. Tap the Alerts icon.



4. Tap the Gear icon at the top.



5. Tap Configure Alerts.
6. Turn on your desired alerts. It is recommended that you do not turn on the following alerts due to incompatibility issues. (Class Grade Drop, Class Grade Update)



# What Does My Grade Mean?

## 90–100

A

---

- I understand this topic
- My work is neat and complete
- I am ready to move on
- I gave excellent effort

## 80–89

B

---

- I mostly understand
- My work is mostly neat and complete
- I need to practice a few things
- I gave good effort

## 70–79

C

---

- I somewhat understand
- My work is not all complete or neat
- I need to ask more questions
- I am still learning

## Below 70

- I don't understand YET
- I am still learning
- I need more practice
- I need to ask for help
- I need to attend office hours



# Corrections and Retake Policy

<p><b>Math</b></p>	<p>Retakes will be available for all <b>unit tests</b>, once, for <b>up to a 90% in on-level classes</b> and <b>80% in honors classes</b>. Test corrections must be made to take advantage of the retake opportunity. If a quiz grade is lower than the first attempt on a unit test grade, then the quiz grade will be replaced by the unit test grade since they showed mastery of the concepts. Quiz grades will not be replaced based on the retake grade.</p> <p>If a student wants to retake a test, then the following must be completed:</p> <ul style="list-style-type: none"> <li>• Complete the correction form for each question missed on the test.</li> <li>• Corrections forms will be turned in during morning or afternoon tutorials so the teacher can check the corrections for correctness. Any mistakes will be addressed and corrected.</li> <li>• Once the corrections forms are complete and correct, the student will be able to retake the missed questions on a retake test. These will not be the same questions but it will assess the same skill. Retakes can only be completed during tutorials.</li> <li>• After the retake test is graded, the test grade will be changed to reflect the content mastered. Only one retake is allowed.</li> </ul>
<p><b>History</b></p>	<p>Retakes will be available in Social Studies for all quizzes and unit tests for a grade of <b>up to 90%</b>. Any grade <b>below 70</b> will be mandatory tutoring for a retake. The following procedures are in place for those who would like to retake.</p> <ul style="list-style-type: none"> <li>• Students must attend two review/corrections tutorials on dates scheduled by the teacher, prior to retaking the test.</li> <li>• Students must then attend a third tutorial, scheduled by the teacher, to complete the retake.</li> </ul> <p>PACE project assessment grades do not qualify for retakes due to the collaborative nature and lengthy duration of the projects.</p>
<p><b>Science</b></p>	<p>Retakes are available up to one week after scores are returned to students.</p> <ul style="list-style-type: none"> <li>• Students receiving an original score <b>below a 70</b> must attend a review tutorial prior to retaking their test. After attending the review tutorial, they will attend a second tutorial to complete the retake.</li> <li>• Students receiving a grade <b>above a 70</b> are eligible to complete test corrections to receive one point back for each question originally missed to raise their grade <b>up to a 90</b>.</li> </ul>
<p><b>English</b></p>	<p>Test retakes are available for all students who would like to earn a higher grade for unit tests. Students retake the test to earn the full amount of points back after attending at least one tutorial session.</p> <ul style="list-style-type: none"> <li>• Students who score below 70 will be required to attend tutorials and complete a retake. Parents will be contacted prior to tutorials.</li> <li>• The grade will only be replaced if it's higher than the original.</li> <li>• These are not test corrections, they retake a new test that covers the same objectives as the original.</li> </ul> <p>English Writing CAPs can be resubmitted to their teacher after making corrections. Students will be given a separate due date for Writing CAP corrections to be submitted.</p>

## Office Hours

### What are Office Hours?

Formally known as tutorials, office hours are a time for students to meet with their teacher in a small group setting before or after school. Students can ask questions they have about an assignment, get assistance starting or completing an assignment, or complete a retake.

Office hours are a great opportunity to help ease the transition from elementary school to middle school. Office hours are available for all students.

### When are Office Hours?

All teachers will host two office hour opportunities; one before school and one after school. The schedule is not set yet, but once it is we will send it out to you.

- Before School is from 7:50 am to 8:20 am
- After School is from 3:30 pm to 4:00 pm

## Homework

- Students will have homework most nights. On average it should take about an hour.
- There is math homework every night, including Fridays.
- Students will need to set aside time to practice their instrument or voice.
- Any unfinished classwork may need to be completed at home if class time was not used wisely.
- If your student has questions about any homework or class assignment, they should contact their teacher via email or attend office hours the following morning to gain clarification.

## Passing Period

- 3 minutes between classes
- All core classes are located in the 7th grade "U".
- Students are able to use the restroom and get water.
- Students will have a grace period (about 2 weeks) before tardies start
- Students with excessive tardies will be issued consequences from administration.

## Arrival and Dismissal

- Doors open at 7:50 am
  - If a student arrives before 7:50 am, they will wait outside until the doors open
  - Breakfast is served in the cafeteria
  - Students will report to their grade level common areas to socialize and hang out
  - Office Hours are offered until 8:20 am
  - They will be dismissed at 8:20 am to report to their 1st period class
- School starts at 8:25 am
- School ends at 3:30 pm
  - Students can wait outside to be picked up by car
  - Students can walk home or ride their bike
  - Students will go to the bus
  - Office Hours are offered until 4 pm

If your student is a car rider, drop off and pick up will take place in the carpool lane in the front of the building. Please follow the entrance and exit signs. The entrance will be closest to Jack Carter Park. The flow of traffic should come from Independence Parkway. There are no left turns into or out of the car pool lane onto Maumelle. The bus lane and staff parking lot in the back will not be used for student drop-off or pick-up.



## Bus Information



## PLANO ISD TRANSPORTATION

**2022-2023 School Bus Information** can be found online at our Plano ISD Transportation Department page. Our **Route Finder tool** allows you to check eligibility and bus stops for your home address. For more information, please see our **Frequently Asked Questions page**.



[www.pisd.edu/Domain/9486](http://www.pisd.edu/Domain/9486)

**We look forward to a fantastic school year!** Questions: [buses@pisd.edu](mailto:buses@pisd.edu)

## Personal Technology

- Cell phones and personal devices are not allowed in the classrooms, hallways, bathrooms, or at lunch.
- If a student is caught using their cell phone during one of these times, it will be taken up and placed in the front office to be picked up at the end of the school day.
- Cell phones and personal devices are allowed before school until 8:20 am and then powered off and put away.

## School Issued Chromebook

- All students will be issued a Chromebook and charger.
- It is expected that it comes to school every day, charged. Students should bring their charger to school every day. There are no extra chargers in the classroom.
- This is a school-issued device and should not be damaged or written on. Stickers should not be placed on the device.

## Lunch

- 11:00 - 11:30 (30 minutes)
- Occurs based on 5th Period Teacher
- Students can bring a lunch or buy a lunch.
- If a parent brings a lunch, it is dropped off in the front office and your student will pick it up from the front office at the start of their lunch.
  - Parents are only allowed to bring lunch for their student.
- No snack time during middle school.
- Students are allowed to eat a healthy snack during the passing period.
- No food or candy is allowed in the classrooms.

## Dress Code

- Shorts, including athletic shorts, must extend beyond the buttocks.
- Excessively loose or tight garments are not acceptable.
- Underwear-type sleeveless shirts, spaghetti straps, tank/tube tops are not permitted.
- Shoes must be worn at all times.
- Sunglasses, caps, hats, raised hoods, etc are not permitted.
- Students in violation of the student dress and grooming code will be expected to change to appropriate attire or will be subject to other disciplinary action.

### What does this really mean? What issues have we seen?

- Crop Tops - If your student raises their hand and you can see their stomach, the shirt is too short and will be asked to change.
- Shorts and Skirts - Bottoms must cover the entire buttocks area.
- Hoodies - Students can wear a jacket with a hood, but the hood must remain off their head during the school day or the student will have to take off the jacket.
- Hats - Any item that covers the head is not allowed. This includes baseball caps, beanies, etc. Religious coverings are allowed.

## Clubs

- Clubs and organizations are open to all grade levels.
  - Whiz Quiz, Speech and Debate, School Play/One Act Play, Robotics Club, etc.
- Any student can start a club based on any interest
  - Students must find a teacher sponsor and complete a registration form before they can begin to meet
  - There will be more information regarding student-led clubs during Panther Pride Time.

## **Panther Pride Time (PPT)**

- 6th Period
- 30 minutes a day
- All students will be assigned a Panther Pride Time teacher.
- This class is our version of advisory.
- Students will join and participate in a club weekly.
- Students will be challenged with team-building activities.
- There will be learning enrichment, study hall, and tutorial opportunities.
- Students will continue to learn about their social, emotional, and mental health.

## **Student ID Badge**

- All students will be required to wear their student ID badge at all times. This is a district policy for the safety and security of our campus.
- It must be visible on a lanyard around their neck.
- A lanyard will be provided, but your student is welcome to use a lanyard that represents their interests.
- Badges should not be cut, bent, or covered with stickers. Damage to their badge will result in needed replacement.
- The initial badge is issued for free. Replacement badges are \$5. Replacement badges are issued from Mrs. B in the front office.
- If your student forgets their badge, they should report to the front office and Mrs. B will issue a temporary sticker badge good for that day only.
- Persistent badge issues may result in consequences issued by administration.

# PTA

## Join the SMS PTA


We want YOU to be a member of the Schimelpfenig PTA! Scan the QR code to update your contact information and JOIN TODAY! Contact Ioana Radulescu, VP Membership at [membership@smspta.org](mailto:membership@smspta.org) with any questions.

Download the Membership Toolkit app for easy access to the directory, calendars, forms, events, etc.



## Support Schim PTA

Scan the QR code below to set up your AmazonSmile account. Use the charity name "Schimelfenig Middle School PTA" so our school can get a portion of your sale.



Link your Kroger card to SMS PTA! Scan the QR code below and follow the directions. Our organization number is KU864.



When at Tom Thumb head to the Customer Service desk to link your card to our organization using Charity # 5107.

Contact Terri Childress, VP of Ways and Means at [waysandmeans@smspta.org](mailto:waysandmeans@smspta.org) with any questions.